

# Welcome to the Violet Protest! You are appreciated!

The Violet Protest is a public effort to send 50 hand-made textile squares to each and every member of Congress in support of these core American values:

- Respect for the other
- Citizenship
- Compromise
- Country over party and corporate influence
- Courage
- Candor
- Compassion
- Creativity

The color violet symbolizes the literal combination of red and blue, long held as symbols of our nation's differing ideologies. Our common goal is to send a physical message of friendly protest through this colossal visual expression to demonstrate that if we as citizens are willing to come together, so then must our elected officials.

Whatever textile technique you use to create your part of the 26,750 squares — through this social action, and from every corner of America; you as a maker, no matter your own political beliefs, have volunteered because you believe you can employ your willing spirit and talents to contribute to healing divisions that threaten our country.

## The two most important guidelines to match are: SIZE, (8" x 8") and COLORS! (red and blue)

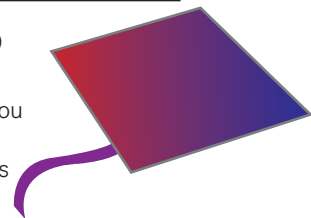
Makers are asked to create square textile units (8" x 8") using any of the following techniques: knit, crochet, weave, sewn/pieced/quilted, embroidered, applique, felting, screen printed fabric - or any combination of these techniques. *Knit, crochet or quilted squares will naturally have weight and thickness. As the artist maker, keep in mind that if your chosen technique results in a single layer of lighter weight fabric, you are encouraged to back your squares so that each square stands alone when displayed in the Phoenix Art Museum and when presented to Congress. Please finish your squares as a completed individual piece - remember that your squares will be presented to an actual US Representative or Senator!*

All squares MUST BE MADE USING EQUAL PARTS OF RED AND BLUE WITHIN EACH SQUARE. You are free to combine prints and colors, textures, stitching and yarns as long as they make a square that has a fairly equal combination of red and blue so that the final display will give the overall presentation of violet. In the act of making, we hope you will be compelled to contemplate others' opinions symbolized by the red or blue components of your squares.

**PLEASE, NO DIRECT IMAGERY OR TEXT THAT SUPPORTS OR DETRACTS FROM ANY SPECIFIC SOCIAL ISSUE OR POLICY. OUR FOCUS IS ON THE CORE VALUES THAT ARE NOTED ABOVE. USING WORDS FROM THESE CORE VALUES IS WELCOMED.**

*(You can read the full text of the letter to Congress at <http://www.violetprotest.com/about.html>)*

Once your squares are complete, use the provided tag to fill in your name, city, state and zip code. Optionally, you can write a personal message of unity, (*again focus on the core values*), on the back if you desire. Please stitch one end of the tag, on the back of your square, *purple side up, but hanging off one edge of your square*. We want the tags to hang out the sides of the stacked squares so museum visitors can see your name and where you are from when displayed. EVERY SQUARE MUST HAVE A TAG!!!



### DEADLINES


**Guarantee to be in the exhibition: EXHIBIT DEADLINE IS FEBRUARY 1, 2021**  
**Squares continued to be accepted until: FINAL DEADLINE IS AUGUST 1, 2021**

*Mail finished squares to: The Violet Protest 1420 East Berridge Lane Phoenix, AZ 85014*

Your hand-made squares will be displayed in an exhibition at Phoenix Art Museum in the spring of 2021, and then will equally divided and sent to each of the 535 members of the 117th Congress in late 2021.

***Don't be shy, tell others about this project - its success depends on spreading the word to involve makers from all 50 states!***

Pantone 281





Official Blue and Red of the American Flag

*A range of hues is acceptable, these are examples only. Use nothing lighter than medium values. Avoid using purples/violet, and avoid pastel values*



Pantone 193

*When using or creating prints, white and/or other colors can work if they are a very minor aspect of the print. The predominant colors should be blues and reds. Be careful of prints with too much white (over 30% of the overall print design).*



[www.violetprotest.com](http://www.violetprotest.com)

**QUESTIONS?**  
Contact: Ann Morton  
[annmorton@mac.com](mailto:annmorton@mac.com)  
Put "Violet Protest Questions" in your subject line.